

Opti-Lite & Vent

**A vision of
safety.**

www.criterionindustries.com.au





Opti-Lites®

Engineered with a durable metal secure fixing clip, the Opti-Lite® Door Vision Panel is easy-to-install and provides a cost-effective alternative to replacing existing doors on-site. The Opti-Lite® Door Vision Panel also features a pre-glazing design concept that saves installation time and eliminates the tedious process involved with traditional glazing.

Safety is a key priority in the design and completion of any commercial space. Certified to comply with the standard AS1288, the Criterion Opti-Lite® Door Vision Panel allows for full visual sighting, promotes added natural light in the workplace and creates a safer environment for staff overall.

Available in a variety of sizes and shapes, the Opti-Lite® Door Vision Panel can be installed in both internal and external applications to suit a variety of commercial environments. A simple installation process and considered design makes the Opti-Lite® Door Vision Panel an ideal solution for commercial projects.

WHY CHOOSE OPTI-LITE® DOOR VISION PANEL?

- + Glazed in 6.38mm clear safety laminate for extra security and durability
- + Suits a wide range of door thicknesses, from 32mm to 48mm
- + Stocked in Clear Anodise finish
- + Available in a range of powder coat options
- + Can be manufactured to suit specific customised requirements including size, colour and class type

AVAILABLE STOCK SIZES (MM):

- + 200 x 300
- + 200 x 600
- + 200 x 900
- + 200 x 1700
- + 600 x 300
- + 600 x 600
- + 600 x 900








Opti-Lite®

OPTI-LITE® - DET FRANKSTON, MELBOURNE
© GALLANT LEE PHOTOGRAPHY



PRODUCT IMAGE	SIZE	FINISH	CODE
	200 x 300mm	Clear Anodise	862230.1S
	200 x 600mm	Clear Anodise	862260.1S
	200 x 900mm	Clear Anodise	862290.1S
	200 x 1700mm	Clear Anodise	862217.1S

*Doors can be purchased separately and are not included in the Opti-Lite® Door Vision Panel package.
Dimensions refer to cut out size in door.*

PRODUCT IMAGE	SIZE	FINISH	CODE
	300 x 600mm	Clear Anodise	862360.1S
	600 x 600mm	Clear Anodise	862660.1S
	600 x 900mm	Clear Anodise	862690.1S

Doors can be purchased separately and are not included in the Opti-Lite® Door Vision Panel package.
 Dimensions refer to cut out size in door.



Vent Flow®

Vent Flow® air relief grilles are an innovative solution for relieving pressure and circulating air flow between rooms. Available in a variety of sizes and shapes, it can be installed in both internal and external applications.

Vent Flow® air grilles offer equal distribution throughout a building and can increase air flow by up to 56% within a space. Engineered with a durable metal secure fixing clip, Vent Flow® is easy-to-install and provides a cost-effective alternative to replacing existing doors on-site.

Using strong and durable components, Vent Flow® is naturally anti-corrosive and low maintenance. The simple installation process, innovative features and practical benefits makes Vent Flow® an ideal solution for a range of commercial projects.

WHY CHOOSE VENT FLOW® DOOR VISION PANEL?

- + Suits aluminium and timber doors
- + Suits a wide range of door thicknesses from 30mm to 48mm
- + Stocked in Clear Anodise finish
- + Available in a range of powder coat options
- + Can be manufactured to suit specific customised requirements, including size and colour
- + Free airflow of 56% per m² of air

AVAILABLE STOCK SIZES (MM):





- + 300 x 150
- + 600 x 150
- + 600 x 200
- + 600 x 250
- + 600 x 300
- + 600 x 450
- + 600 x 600








VENT FLOW® - MIDLAND YOUTH CENTRE, WA
©ALISON PAINE



PRODUCT IMAGE	SIZE	FINISH	CODE
	300 x 150mm	Clear Anodise	861315.1S
	600 x 150mm	Clear Anodise	861615.1S
	600 x 200mm	Clear Anodise	861620.1S
	600 x 250mm	Clear Anodise	861625.1S

*Doors can be purchased separately and are not included in the Vent Flow® package.
Dimensions refer to cut out size in door.*

PRODUCT IMAGE	SIZE	FINISH	CODE
	600 x 300mm	Clear Anodise	861630.1S
	600 x 450mm	Clear Anodise	861645.1S
	600 x 600mm	Clear Anodise	861660.1S

Doors can be purchased separately and are not included in the Vent Flow® package.
Dimensions refer to cut out size in door.



A vision of safety.

Looking to discover more?

Contact us to book your
free demonstration:

www.criterionindustries.com.au



VIC

23 Scanlon Drive
Epping, VIC, 3076
T: 03 9355 0700

sales@criterionindustries.com.au

NSW

95 Victoria Street
Smithfield, NSW, 2164
T: 02 9355 0700

sales.nsw@criterionindustries.com.au

WA

58 Tacoma Circuit
Canning Vale WA 6155
T: 08 9355 0700


sales.wa@criterionindustries.com.au

QLD

22 Holt Street
Eagle Farm QLD 4009
T: 07 3193 8990

sales.qld@criterionindustries.com.au

FRONT COVER: DET FRANKSTON, MELBOURNE
© GALLANT LEE PHOTOGRAPHY
BACK COVER: ST GEORGES ANGLICAN SCHOOL, PERTH

 Issued January 2020